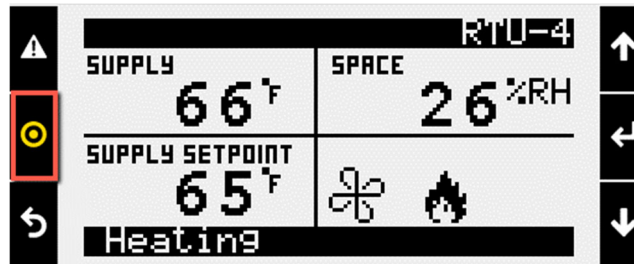


## Frequently Asked Questions

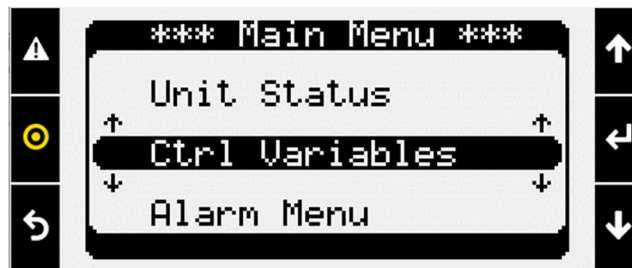
### What are the cooling and heating ambient lockouts and how do I change them?

To check the controller's current cooling and heating ambient lockout temperatures, complete the following at the controller...

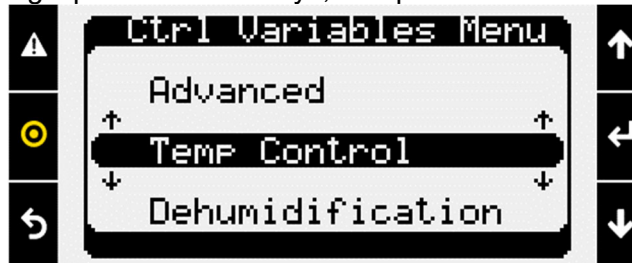
1. Push the "bullseye" button to access the Main Menu.



2. Find "Ctrl Variables" using Up/Down arrow keys, and press Enter to access the menu.



3. Find "Temp Control" using Up/Down arrow keys, and press Enter to access the menu.



4. Use the Up/Down arrow keys to locate the pages for the cooling and heating ambient lockouts as needed in the Temp Control menu.
  - a. These values can be adjusted here as well.
    - i. Press the Enter button to move the cursor down to the “Amb Lockout:” line.
    - ii. Use the Up/Down arrow keys to change the ambient lockout to the desired value.
    - iii. Press the Enter button once more to finish editing the value.

