


# Energy Recovery Ventilators

Energy recovery ventilators precondition outdoor air to near room conditions. Fresh outdoor air flows through one side of the unit, while stale exhaust air from the building flows through the other side. An energy recovery wheel rotates between the two airstreams, transferring temperature and moisture properties. In the summer, this transfer reduces the temperature and moisture level of the outdoor air. Likewise in the winter, this transfer increases the temperature and moisture level of the outdoor air. The overall effect is a significant reduction in the amount of energy used to condition the outdoor air.



## Model ERV

The ERV is designed for indoor and outdoor mounted applications requiring 500 to 12,000 cfm of ventilation air. A key design consideration for these units is mounting location. Several duct configurations allow for floor-mounted or ceiling-hung installation. Access panels and optional hinged doors allow for easy access to the unit's wheel, filters, motors and controls.



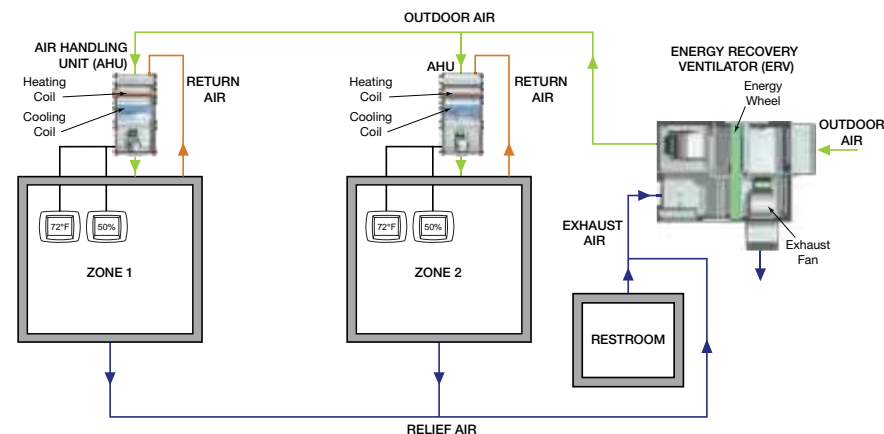
## Model ERVe

The ERVe is designed for outdoor-mounted applications requiring 1,000 to 6,000 cfm of ventilation air. The configurability of this unit allows for easy incorporation on rooftops or outdoor pad-mounting scenarios. Hinged doors allow easy access to the unit's wheel, filters, motors and controls.

## Application

Energy recovery technology is well suited for commercial and institutional applications such as classrooms, offices, meeting rooms, condominiums and assisted living facilities.

This diagram illustrates how energy recovery units can be used in conjunction with other HVAC equipment. Fresh, outdoor air enters the energy recovery unit and is pretreated before entering the heating and cooling equipment.



## Benefits

- Humidity control
- Reduced latent load on air conditioning equipment
- Improved indoor air quality of building
- Increased comfort of building occupants
- Reduced ventilation costs by as much as 75% producing year-round energy savings
- Eliminates problems associated with high indoor moisture levels

62

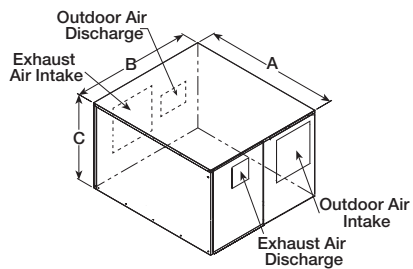


Energy recovery wheels certified by the AHRI Air-to-Air Energy Recovery Ventilation Equipment Certification Program in accordance with AHRI Standard 1060. Actual performance in packaged equipment may vary. Certified Ratings are available in the Certified Product Directory.

Best  
Available  
Program

10 Days

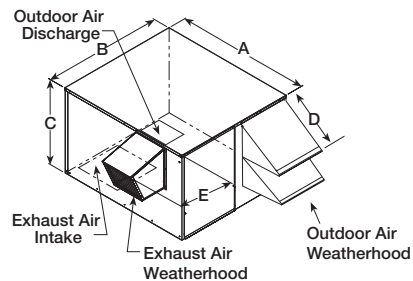
| Standard Construction   | ERV | ERVe |
|---|-----|------|
| Galvanized steel construction (ERVe is double-wall)               | ■   | ■    |
| Total enthalpy wheel certified to AHRI Standard 1060              | ■   | ■    |
| Hinged doors  |     | ■    |
| One-inch foil face insulation                                     | ■   | ■    |
| Forward-curved fans   | ■   | ■    |
| Single-point wiring   | ■   | ■    |
| Motor starter   | ■   | ■    |
| Non-fused disconnect  | ■   | ■    |
| Options and Accessories   |     |      |
| Hinged doors  | ■   |      |
| Double-wall construction  | ■   |      |
| Roof curb   | ■   | ■    |
| 2-inch MERV 8 or MERV 13 outdoor air and exhaust air filters      | ■   | ■    |
| Outdoor air and return dampers                                    | ■   | ■    |
| Listed to UL 1995 (open motors only)                              | ■   | ■    |
| Enthalpy sensor (Economizer)                                      | ■   | ■    |
| Temperature sensor (Economizer)                                   | ■   | ■    |
| Timed exhaust, modulating wheel or electric preheat frost control | ■   | ■    |
| Duct flanges  | ■   | ■    |
| Weatherhood   | ■   | ■    |
| Dirty filter sensor   | ■   | ■    |
| Permatector™ or Hi-Pro Polyester protective finish                | ■   | ■    |



### Dimensions for ERV

| Model Size | Exterior |      |      | Weight (lbs.) |
|------------|----------|------|------|---------------|
|            | A        | B    | C    |               |
| 10         | 46.1     | 33.7 | 28.1 | 340           |
| 20         | 62       | 51   | 34.4 | 720           |
| 45         | 67       | 67   | 44.7 | 1290          |
| 90         | 124      | 84   | 64   | 3230          |
| 120        | 146.3    | 96.7 | 77.5 | 3700          |

All dimensions are in inches.  
Weight includes dampers and filters.



### Dimensions for ERVe

| Model Size | Exterior |      |      |      |      | Weight (lbs.) | Curb Outside Dimensions (in.) |
|------------|----------|------|------|------|------|---------------|-------------------------------|
|            | A        | B    | C    | D    | E    |               |                               |
| 20         | 65.9     | 52.6 | 45.1 | 18   | 20.7 | 950           | 61.10 x 40.35                 |
| 35         | 68.1     | 62.6 | 53.2 | 22.1 | 17.8 | 1270          | 63.53 x 48.48                 |
| 45         | 72.1     | 68.9 | 60.2 | 22   | 19.1 | 1500          | 67.35 x 55.48                 |
| 55         | 83       | 75.4 | 70.2 | 21.7 | 23.5 | 1960          | 78.22 x 65.41                 |

All dimensions are in inches.  
Weight includes weatherhoods, dampers and filters.



Energy recovery wheels are certified by the AHRI Air-to-Air Energy Recovery Ventilation Equipment Certification Program in accordance with AHRI Standard 1060. Actual performance in packaged equipment may vary. Certified Ratings are available in the Certified Product Directory.

64

**Best Available Program**

10 Days

## Model MiniVent

The MiniVent is an energy recovery ventilator designed for indoor installations in commercial and institutional applications. The compact design provides an economical solution for individual spaces, such as school classrooms and small offices and may be floor mounted or ceiling hung. A removable panel enables easy access to filters and enthalpy wheel.

### Quick Build Performance

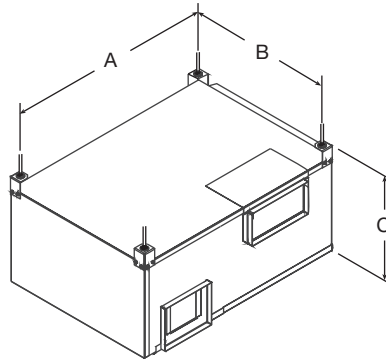
Capacities range from 150 to 850 cfm and 1 in. wg of external static pressure.

#### Standard Construction

|  |
|--|
| Galvanized steel construction                        |
| Total enthalpy wheel certified to AHRI Standard 1060 |
| Forward-curved blower                                |
| Gravity backdraft damper                             |
| Single-point wiring                                  |
| 1-inch pleated filters                               |
| Insulated  |
| Listed to UL 1812                                    |

#### Options and Accessories

|   |
|---|
| Intake and discharge accessories - wall, roof mounted |
| Speed control   |
| Isolators - hanging or base, neoprene                 |



### Dimensions for MiniVent

| Model Size | Exterior |      |      | Weight (lbs.) |
|------------|----------|------|------|---------------|
|            | A        | B    | C    |               |
| 450        | 40.2     | 28.6 | 19.9 | 150           |
| 750        | 45.8     | 35.2 | 23.8 | 250           |

All dimensions are in inches.



Energy recovery cores are certified by the AHRI Air-to-Air Energy Recovery Ventilation Equipment Certification Program in accordance with AHRI Standard 1060. Actual performance in packaged equipment may vary. Certified Ratings are available in the Certified Product Directory.

**Best Available Program**  
In Stock



Select sizes and models with the Vari-Green® motor are available.

## Model MiniCore

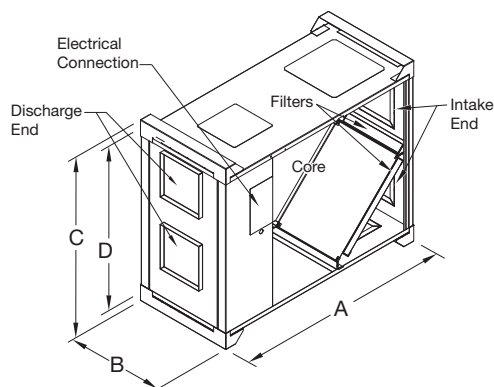
The MiniCore is a total enthalpy core energy recovery ventilator for commercial and institutional applications. The compact design makes it ideal for applications where both sensible and latent energy transfer is necessary.

The MiniCore is designed for indoor installations with the option to be floor mounted or ceiling hung. Motor options include a standard PSC motor or a Vari-Green® motor for additional energy savings.

### Quick Build Performance

Capacities range from 300 to 1,000 cfm and 1 in. wg of external static pressure.

| Standard Construction                                |
|--|
| Galvanized steel construction                        |
| Energy recovery core certified to AHRI Standard 1060 |
| Forward-curved blower                                |
| Gravity backdraft damper                             |
| Single-point wiring                                  |
| Removable side panels for filter access              |
| 2-inch pleated filters                               |
| Insulated  |
| Listed to UL 1812                                    |
| Options and Accessories                              |
| Vari-Green® motor                                    |
| Direct drive fan                                     |
| Timed exhaust frost control                          |
| Isolators - hanging or base, neoprene                |



### Dimensions for MiniCore

| Model Size  | Exterior |      |      |      | Weight (lbs.) |
|-------------|----------|------|------|------|---------------|
|             | A        | B    | C    | D    |               |
| MiniCore-5  | 47.3     | 16.2 | 39.4 | 34.4 | 230           |
| MiniCore-10 | 47.3     | 21.4 | 39.4 | 34.4 | 245           |

All dimensions are in inches.